

Monthly Analysis of Total Waste Paper Collection & Recycled

"One Step towards Waste to Wealth™"

Client Name :

Carat India

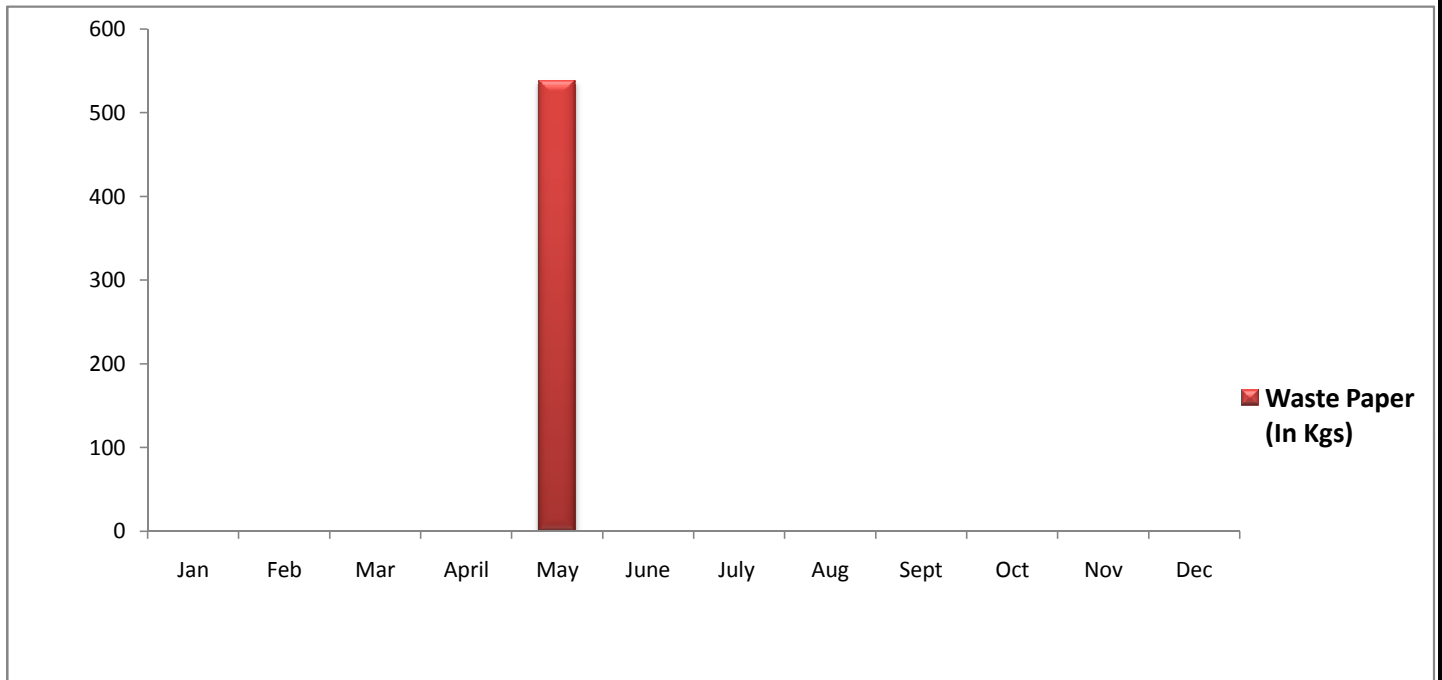


Duration for the Year of 2016

www.greenotechindia.com

Total Waste Paper Collected

Month	Jan	Feb	Mar	April	May	June	July	Aug	Sept	Oct	Nov	Dec
Waste Paper (In Kgs)	0	0	0	0	539	0	0	0	0	0	0	0

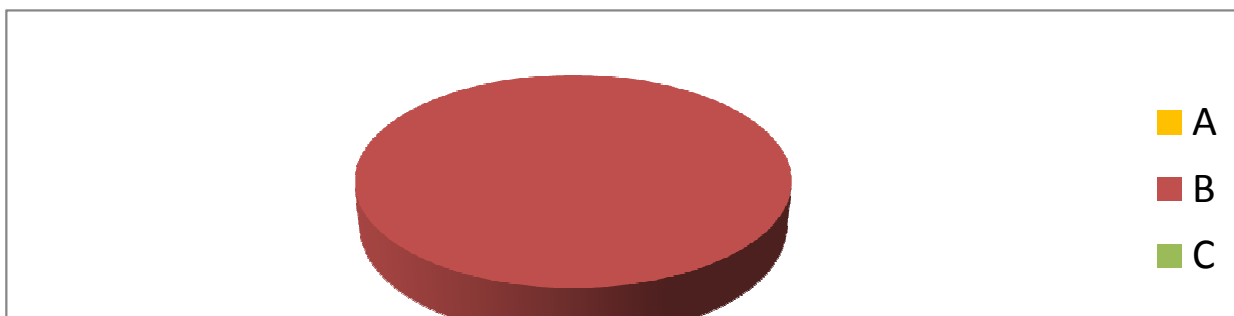


Total Waste as per "Paper Category"

Paper Category	A	B	C							
Total	0	539	0							

Paper Categories as per Paper Recycle standard & Paper Mills:

Category	Type of Waste Paper
A	White Office Paper, Shredded White Paper (Long Strips) , Old Records (White Paper)
B	Notebook, Magazines, Brochures, Newspaper, Corrugated Board, Cartoon Boxes, Shredded white Paper (Medium Strips) , Old Records (Become in yellow color or not in good condition or Mix Paper)
C	Old Files (cobra & index files), Plastic Laminated Paper, Shredded White Paper (Small Strips) **(Not recyclable through Green-O-Tech India™)

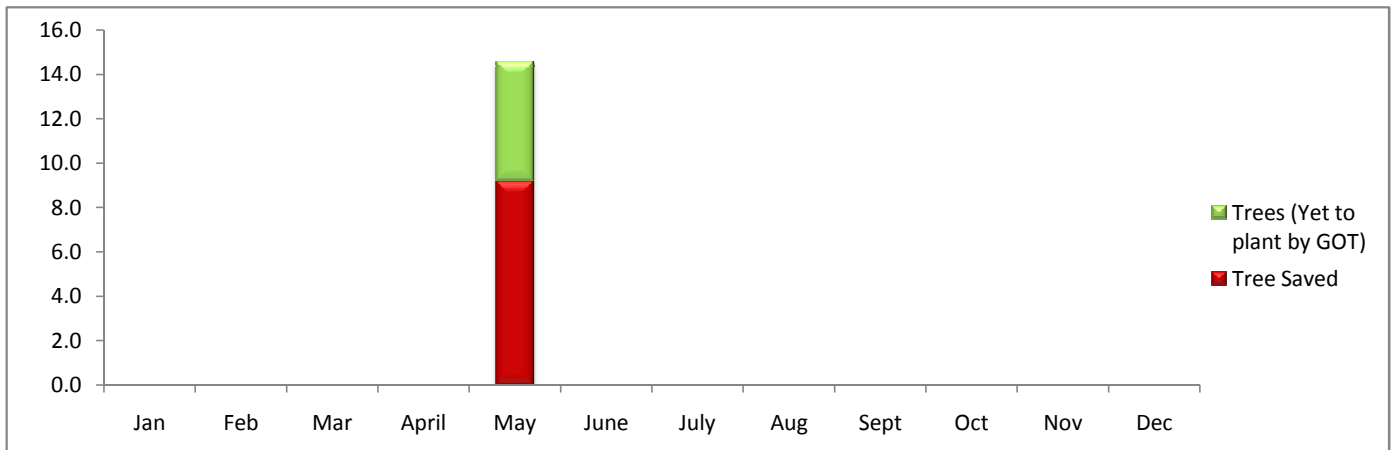


Total Trees Saved through Paper recycling & Tree to be Planted by Green-O-Tech India™

Trees Saved & Planted	Jan	Feb	Mar	April	May	June	July	Aug	Sept	Oct	Nov	Dec
Tree Saved	0.0	0.0	0.0	0.0	9.2	0.0	0.0	0.0	0.0	0.0	0.0	0.0
Trees (Yet to plant by GOT)	0.0	0.0	0.0	0.0	5.4	0.0	0.0	0.0	0.0	0.0	0.0	0.0

Note: 1) Recycling of every 1 tone of paper we save 17 trees.

2) Recycling of every 100 Kg waste paper Green-O-Tech India™ Plant a Tree on behalf of Client.



Other impact on Environment through Paper Recycling

Factor effect	Jan	Feb	Mar	April	May	June	July	Aug	Sept	Oct	Nov	Dec
Co2 (Kg)	0.0	0.0	0.0	0.0	1978.1	0.0	0.0	0.0	0.0	0.0	0.0	0.0
Water (ltr.)	0	0	0	0	16170	0	0	0	0	0	0	0
Electricity (KW)	0	0	0	0	2209.9	0	0	0	0	0	0	0

Note: On Recycling of 1 tone of paper, we save following:

Co2 : 3670 Kg of CO2 to go in environment.

Water : 30000 liters. of fresh water from pollution.

Electricity : 4,100 kilowatt

